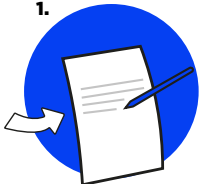


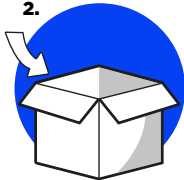
Packing a return correctly

1.



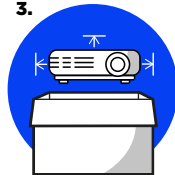
Fill out the return form

2.



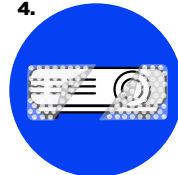
Use the **original** packaging, or a **double walled** box

3.




Make sure there is **sufficient** room between the goods and the box

4.



Secure the corners and edges of the goods against transport damage with **bubble wrap**

5.



Place the goods in the box and fill the **empty spaces** with newspaper or similar

6.



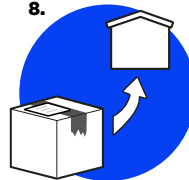
Place the **completed** returns form at the top of the package

7.



Seal the box tightly with **packing tape** and attach the shipping label so that it is **clearly visible**

8.



Give the prepared package to the courier